




























# 1st Grade Choice Board

**Students:** Enjoy your day while not at school. Your mission is to complete at least **5 things** on this board.

This sheet is due to your teacher one week from today or you will be counted absent. Have fun!!

<p>Draw a picture about your favorite story.</p> 	<p>Your CHOICE! Write what you did:</p>	<p>Complete attached reading worksheet or play the games.</p> 	<p>Dance for 15 minutes.</p> 	<p>Sort out your toys, objects, or laundry.</p> 
<p>Draw or write a list of 10 things around your house that would make a good musical instrument.</p> 	<p>Give someone a compliment.</p> 	<p>Collect a cup of snow or an ice cube. Estimate how long it will take to melt. How long did it take?</p> 	<p>Play a board game or game on back.</p> 	<p>Walk around your house. Write all the words you can find and peel off the first sound.</p> 
<p>Make a card for a friend, neighbor, or someone at school.</p> 	<p>Find these shapes in your house: <b>square</b>, <b>circle</b>, <b>rectangle</b>, and <b>triangle</b>. Draw them.</p>	<p>Draw a picture using the 3 primary colors.</p> 	<p>Read with an adult.</p> 	<p>Find things in your house that start with each letter of the alphabet.</p> 
<p>Make a blanket tent and read a book inside it.</p> 	<p>Play a card game or sort the cards.</p> 	<p>Do something fun on Mrs. Waltman or Mrs. Seeger's blog. (see link on back)</p>	<p>Count out pieces of cereal, toys or objects.</p> 	<p>Play outside!</p> 
<p>Do a chore in your house.</p> 	<p>Your CHOICE! Write what you did:</p>	<p>Read these heart words: <b>take</b>, <b>go</b>, <b>see</b>, <b>could</b>, <b>where</b>, <b>goes</b>, <b>only</b></p>	<p>Draw a picture. Color it!</p> 	<p>Write the numbers as high as you can.</p> 

 green light go go go three more!	jump	little	look	make	me	my	not	of	 stop! go back two	Start
it	 no, stop! go back four	to	two	up	was	with you		on	all	
in	three	 you win!			where	 stop for red light		one	away	
is	they	 go one more	the	that	see	she	said	play	and	
his	here	run	stuck in the mud!	big	but	at	blue	red	at	
him	help	he	had	go	funny	find	for	down	came	big
here	 go!	can	came	can	 stop for big dirt	can	can	can	can	big

**Other Resources to use at home:**

BLOG site of the MEDIA SPECIALISTS, Mrs. Seeger and Mrs. Waltman.

There are lots of great things to do within these links!!

<https://mrswaltmanmedia.blogspot.com/>

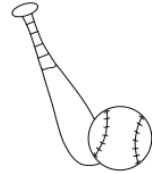
<http://seegermedia.blogspot.com/>



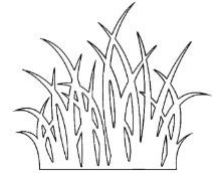
I can **recognize** and **read** grade-appropriate irregularly spelled words, including **high-frequency words** (heart words).

**Directions:** Read the following sentences and color the picture to match.


The ball and bat are red.



They could walk in the green grass.




She wants to see a blue car.



Many of these flowers are purple.



How about putting a yellow sun over there?



**Materials**

**Needed:**

- penny and nickel (or any two game pieces)
- dice

**Directions:**

First person rolls the dice, then moves their game piece along the game board. Player must read the word they land on to stay, otherwise must move back to where they started. Next player does the same. Keep playing until someone gets to the finish. Then play again at least 3 times to practice these heart words.

