





1st Grade Choice Board

Students: Enjoy your day while not at school. Your mission is to complete at least **5 things** on this board.

This sheet is due to your teacher one week from today or you will be counted absent. Have fun!!

<p>Play school. You are the teacher.</p> 	<p>Your CHOICE! Write what you did:</p>	<p>Look at the weather report for the week.</p> 	<p>Write 5 things that you are thankful for.</p> 	<p>Play the attached math activity.</p> 
<p>Color!</p> 	<p>Do something kind for someone at your house.</p> 	<p>Make a list of all your classmates.</p> 	<p>Play outside!</p> 	<p>Make a snack out of fruit.</p> 
<p>Have a dance party</p> 	<p>Learn about the life of a butterfly.</p> 	<p>Do 20 sit ups.</p> 	<p>Write down 5 of your favorite things to do.</p> 	<p>Play a board game.</p> 
<p>Make your own grocery list.</p> 	<p>Help make lunch or supper.</p> 	<p>Do something fun on Mrs. Waltman or Mrs. Seeger's blog. (see link on back)</p>	<p>Make a treasure hunt.</p> 	<p>Make something creative with tape and string.</p> 
<p>www.gonoodle.com</p> <p>Do some activities</p>	<p>Your CHOICE! Write what you did:</p>	<p>Play the attached sight word game.</p> 	<p>Read the attached passage to an adult.</p> 	<p>Build something with legos or blocks.</p> 

Directions: Roll two dice or draw two cards. Add together the two numbers. Cross off the numbers and try to make a BINGO!



Other Resources to use at home:

BLOG site of the MEDIA SPECIALISTS, Mrs. Seeger and Mrs. Waltman.

There are lots of great things to do within these links!!

<https://mrswaltmanmedia.blogspot.com/>

<http://seegermedia.blogspot.com/>

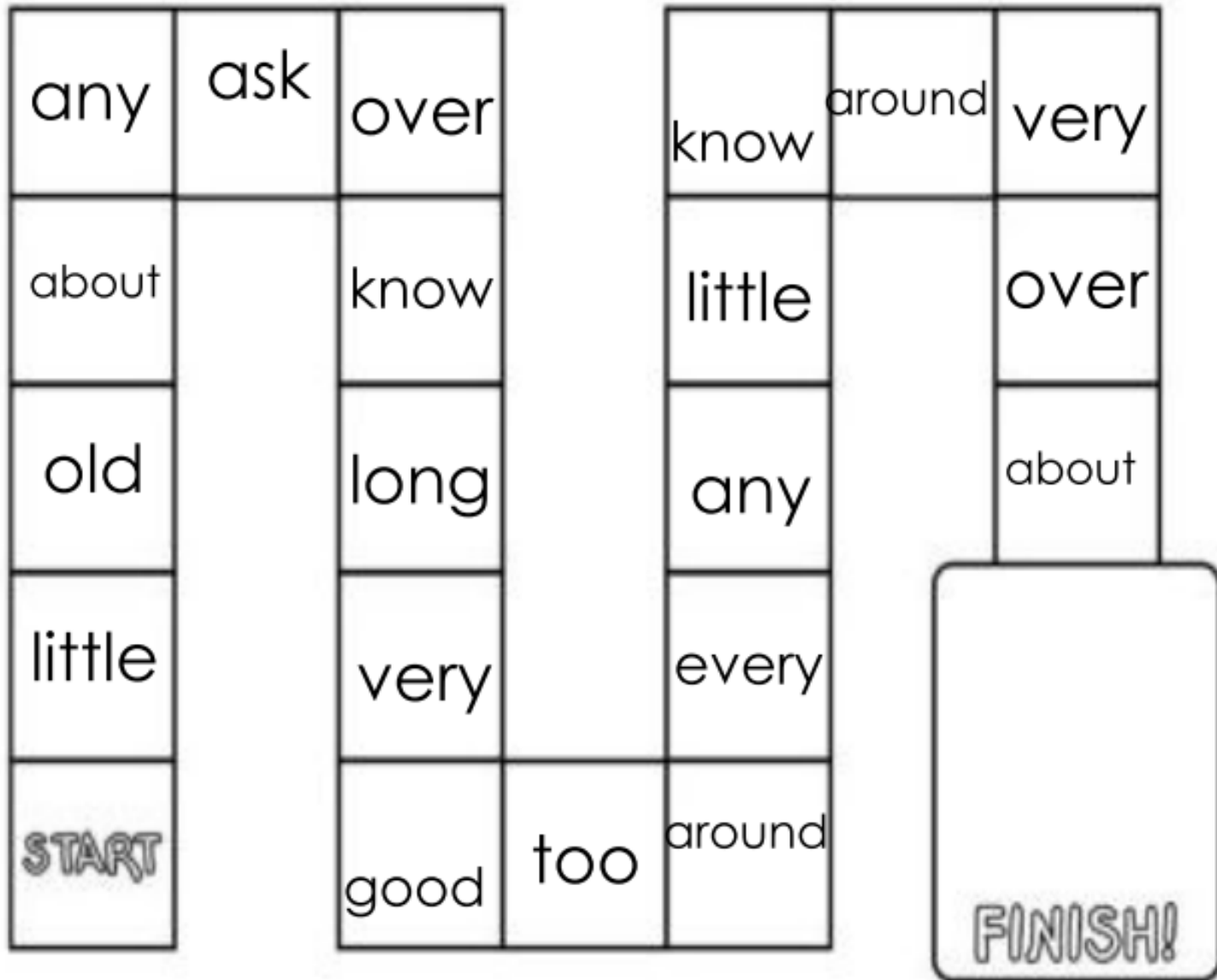
Materials

Needed:

- penny and nickel (or any two game pieces)
- dice

Directions:

First person rolls the dice, then moves their game piece along the game board. Player must read the word they land on to stay, otherwise must move back to where they started. Next player does the same. Keep playing until someone gets to the finish. Then play again at least 3 times to practice these heart words.



Families: In the classroom, students are working to increase their automaticity while reading. When listening to your child, they may slow down to decode a few words, but a majority of these words should come automatically to them. If they slow down within a sentence, have them repeat it again in a fluent/automatic manner. This repetition is valuable in increasing your child's confidence and ability to read with automaticity.

WORDS TO PREVIEW:

she, eat, said, good

COUNTDOWN UNIT 19

Short vowels

124 words


Kim the Pig

As a kid, I had a pet pig, Kim. Kim was my pet, and she was my pal. She was fat and tan. She dug and dug in the wet mud. She dug a big pit. Did Kim fit in the pit? Yes!

In the pit, she got a cut on the leg. Kim had to sit on the rim, and I had to dab the cut with a rag. She was sad. She had to nap in the pen for a bit.

At six, I had to lug the yam bag to the pen for Kim to eat. Kim did beg for jam, so I got jam in a cup too. She said, "Yum!"

Kim is a good pal and a fun pet!



Underline the vowel and circle the consonant after the vowel. Then read the words.

kiiⓄ

had

pet

pig

Kim

pal

fat

tan

dug

wet

mud

big

pit

fit

yes

