




















# 2nd Grade Choice Board

**Students:** Enjoy your day while not at school. Your mission is to complete at least **5 things** on this board.

This sheet is due to your teacher one week from today or you will be counted absent. Have fun!!

<p>Draw a picture about your favorite story.</p> 	<p>Your CHOICE! Write what you did:</p>	<p>Make a butterfly with paper or a coffee filter.</p> 	<p>Dance for 15 minutes.</p> 	<p>Weigh 5 items in your house. What did you weigh?</p> 
<p>Make your own musical instrument.</p> 	<p>Give someone a compliment.</p> 	<p>Make a necklace using string, beads or pasta.</p> 	<p>Play a board game.</p> 	<p>Make a card for a friend.</p> 
<p>Make yourself a delicious sandwich.</p> 	<p>Do one of the math activities on the back.</p>	<p>Do something fun on Mrs. Waltman or Mrs. Seeger's blog. (see link on back)</p>	<p>Read to an adult.</p> 	<p>Play outside!</p> 
<p>Make a blanket tent and read a book inside it.</p> 	<p>Build a card house.</p> 	<p>Use a laundry basket and toss a sock ball inside. How far away can you stand and still make it in the basket?</p>	<p>Play the heart word game attached.</p> 	<p>Make a clock.</p> 
<p>Do a chore in your house.</p> 	<p>Your CHOICE! Write what you did:</p>	<p>Give your toys a wash.</p> 	<p>Finish this sentence: My favorite thing to do at home is _____. Draw a picture.</p>	<p>Complete reading worksheet attached.</p> 

### **Pick a Math Activity!**

- Pick two playing cards and use cereal pieces or macaroni to make a model of an addition or subtraction fact.
- Play *Fact War* by splitting the cards into two piles. Each player flips two cards over, and the player with the greater sum/difference keeps both cards.
- Pick two cards and draw a picture to show an addition or subtraction fact.
- Write a word problem to go with a fact. For  $3 + 2$ , you might write "There were 3 brown dogs and 2 white dogs. How many dogs were there?" Then solve your word problem.
- Spread out all the cards on the table. Say a sum/difference and have your child use the cards to make the fact that goes with it. For example, you say "5" and your child might choose  $3 + 2$  or they may choose  $9 - 4$ .
- Play *What's Missing*. Read a fact to your child with one number missing. Have your child tell you what number is missing. For example,  $? + 5 = 10$ . What number is missing?

For something different, you could use dice instead of playing cards!

---

#### **Other Resources to use at home:**

BLOG site of the MEDIA SPECIALISTS, Mrs. Seeger and Mrs. Waltman

There are lots of great things to do within these links!!

<https://mrswaltmanmedia.blogspot.com/>

<http://seegermedia.blogspot.com/>



I can show that I know and can apply grade-level phonics and word analysis skills in decoding words.

I can decode regularly spelled two-syllable words with long vowels.

**Directions:** Read the following sentences and draw a line to the picture that matches.


My plush teddy bear is so soft.

Use the sponge to scrub the dirty dishes.

Please don't splash water outside the tub.

We will hunt for the buried treasure.

You should brush your teeth twice a day.



**Materials**

**Needed:**

- penny and nickel (or any two game pieces)
- dice

**Directions:**

First person rolls the dice, then moves their game piece along the game board. Player must read the word they land on to stay, otherwise must move back to where they started. Next player does the same. Keep playing until someone gets to the finish. Then play again at least 3 times to practice these heart words.

