





















2nd Grade Choice Board

Students: Enjoy your day while not at school. Your mission is to complete at least **5 things** on this board.

This sheet is **due to your teacher one week from today** or you will be counted absent. Have fun!!

<p>Stretch 10 words.</p> 	<p>Your CHOICE! Write what you did:</p>	<p>Dance!</p> 	<p>Draw some colorful hot air balloons.</p> 	<p>Find 5 cool facts about a famous musician.</p> 
<p>Make a restaurant menu with costs of items.</p> 	<p>Use a deck of cards to practice addition and subtraction.</p> 	<p>Complete the attached telling time worksheet.</p> 	<p>Read a magazine or newspaper.</p> 	<p>Write 3 sentences about today's weather.</p> 
<p>Write down 5 places you found on a map.</p> 	<p>Research a topic. Write down 5 interesting facts.</p> 	<p>Write down the names of all your classmates.</p> 	<p>Read attached passage to an adult.</p> 	<p>Do some stretching exercises.</p> 
<p>If you could, how would you bring a snowman to school?</p> 	<p>Measure heights of different items in your house.</p> 	<p>Make a list of things in your house that start with each letter of the alphabet.</p> <p> A B C D E F G H I J K L M N O P Q R S T U V W X Y Z </p>	<p>Make yourself a snack.</p> 	<p>Go to www.abcya.com</p> <p>Do some activities.</p>
<p>Do a chore in your house.</p> 	<p>Your CHOICE! Write what you did:</p>	<p>Do color by number attached.</p> 	<p>Play outside!</p> 	<p>Do something fun on Mrs. Waltman or Mrs. Seeger's blog. (see link on back)</p>

Families: In the classroom, students are working to increase their automaticity while reading. When listening to your child, they may slow down to decode a few words, but a majority of these words should come automatically to them. If they slow down within a sentence, have them repeat it again in a fluent/automatic manner. This repetition is valuable in increasing your child's confidence and ability to read with automaticity.

Little by Little

When Charley awoke one morning, he looked from the window and saw the ground deeply covered with snow. On the side of the house nearest the kitchen, the snow was piled higher than Charley's head.

"We need a path through this snow," said his father. "I would make one if I had time, but I must be at the office early this morning. Do you think you could make the path, son?" he asked little Charley.

"Me? The snow is higher than my head! How could I ever make a path through that snow?"

"How? By doing it little by little. How about you try?" requested his father as he left for his office.

So Charley got the snow shovel and set to work. He threw up first one shovelful and then another; but it was slow work.

"I don't think I can do it, mom," he said. "A shovelful is so little, and there is such a large heap of snow."


"Little by little, Charley," repeated his mother. "That snow fell in tiny bits, flake by flake, but you see what a great pile it has made."

"Yes, mom, I see," said Charley. "If I throw it away little by little, it will soon be gone."

So he worked on.

When his father came home to dinner, he was pleased to see the fine path. The next day he gave little Charley a fine blue sled. Painted on the sled in yellow letters was "Little by Little".





Telling Time Quarter Hour

Circle the correct time shown on each clock.



1.

3:15
12:15
12:45



2.

1:15
2:45
2:15



3.

2:45
9:15
3:15



4.

3:45
7:15
7:45



5.

5:45
9:45
6:15



6.

11:45
9:45
12:15



7.

3:45
10:15
10:45



8.

3:15
6:15
3:45



9.

4:45
5:15
5:45



10.

3:45
9:15
3:15

Other Resources to use at home:

BLOG site of the MEDIA SPECIALISTS, Mrs. Seeger and Mrs. Waltman

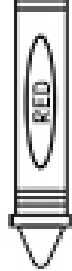
There are lots of great things to do within these links!!

<https://mrswaltmanmedia.blogspot.com/>

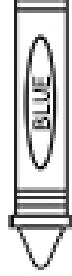
<http://seegermedia.blogspot.com/>

Color By Number

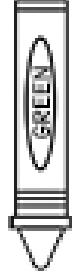
3



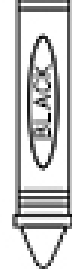
5



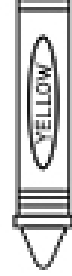
7



4



6



8



9-1

9-3

8-4

8-0

7-1

9-1

8-2

9-6

8-4

5-1

8-1

9-4

9-5

6-2

5-2

7-3

7-0

9-2

7-0

8-3

4-0

7-4

7-4

8-5

4-1

9-2

9-4

6-3

9-6

7-3

4-1

8-5

4-0

6-1

8-4

8-5

8-0

6-3

7-1

9-1

9-3

9-5

8-2

8-2

8-5

4-1

7-0

7-2

8-1

9-5

9-3

9-2

8-4

8-5

4-1

9-5

7-0

8-1

6-2

8-0

8-2

5-1

8-0

8-2

6-3

7-1

9-1

9-3

9-5

8-0

8-0

8-2

5-1

8-5