






















2nd Grade Choice Board

Students: Enjoy your day while not at school. Your mission is to complete at least **5 things** on this board.

This sheet is due to your teacher one week from today or you will be counted absent. Have fun!!

<p>Make a puppet.</p> 	<p>Your CHOICE! Write what you did:</p>	<p>Dance!</p> 	<p>Make a paper or card pyramid.</p> 	<p>Complete reading worksheet attached.</p> 
<p>Clean out your sock drawer & decorate an old pair of socks.</p> 	<p>Give someone a compliment.</p> 	<p>Cut paper into different shapes and sizes.</p> 	<p>Play "Simon Says"</p> 	<p>Make an indoor treasure hunt.</p> 
<p>Make a paper airplane and fly it.</p> 	<p>Play "musical chairs"</p> 	<p>Make up a cheer!</p> 	<p>Read to an adult.</p> 	<p>Do one of the math activities on the back.</p>
<p>Make a cozy corner to read.</p> 	<p>Pretend you are a teacher and play school.</p> 	<p>Play the heart word game attached.</p> 	<p>Draw your own math problems.</p> 	<p>Make an indoor hopscotch course.</p> 
<p>Do a chore in your house.</p> 	<p>Your CHOICE! Write what you did:</p>	<p>Help make lunch or supper.</p> 	<p>Write a nice message to a friend or family member.</p> 	<p>Do something fun on Mrs. Waltman or Mrs. Seeger's blog. (see link on back)</p>

Pick a Math Activity!

- Pick two playing cards and use cereal pieces or macaroni to make a model of an addition or subtraction fact.
- Play *Fact War* by splitting the cards into two piles. Each player flips two cards over, and the player with the greater sum/difference keeps both cards.
- Pick two cards and draw a picture to show an addition or subtraction fact.
- Write a word problem to go with a fact. For $3 + 2$, you might write "There were 3 brown dogs and 2 white dogs. How many dogs were there?" Then solve your word problem.
- Spread out all the cards on the table. Say a sum/difference and have your child use the cards to make the fact that goes with it. For example, you say "5" and your child might choose $3 + 2$ or they may choose $9 - 4$.
- Play *What's Missing*. Read a fact to your child with one number missing. Have your child tell you what number is missing. For example, $? + 5 = 10$. What number is missing?

For something different, you could use dice instead of playing cards!

Other Resources to use at home:

BLOG site of the MEDIA SPECIALISTS, Mrs. Seeger and Mrs. Waltman

There are lots of great things to do within these links!!

<https://mrswaltmanmedia.blogspot.com/>

<http://seegermedia.blogspot.com/>



I can show that I know and can apply grade-level phonics and word analysis skills in decoding words.

I can decode regularly spelled two-syllable words with long vowels.

Directions: Read the following sentences and draw a line to the picture that matches.

A pirate keeps his treasure in a chest.

First, we whisk the pancake batter.

The leaves crunch when you walk on them.

Our house is the brick one on the corner.

The bat struck the ball, and it flew across the field.



Materials

Needed:

- penny and nickel (or any two game pieces)
- dice

Directions:

First person rolls the dice, then moves their game piece along the game board. Player must read the word they land on to stay, otherwise must move back to where they started. Next player does the same. Keep playing until someone gets to the finish. Then play again at least 3 times to practice these heart words.

