


















4th Grade Choice Board

Students: Enjoy your day while not at school. Your mission is to complete at least **5 things** on this board.

This sheet is due to your teacher one week from today or you will be counted absent. Have fun!!

<p>Complete the attached poem activity.</p> 	<p>Make a sock snake.</p> 	<p>Make an obstacle course.</p> 	<p>Do the attached four-square writing activity.</p> 	<p>Make a homemade musical instrument.</p> 
<p>Pretend you're a veterinarian.</p> 	<p>Give someone a compliment.</p> 	<p>Make a treasure map.</p> 	<p>Your CHOICE! Write what you did:</p>	<p>Make your own exercise routine.</p> 
<p>Make your own math worksheet.</p> 	<p>Help make a meal.</p> 	<p>Make a craft box.</p> 	<p>Read to an adult.</p> 	<p>Make a tunnel.</p> 
<p>Make a cozy corner and read a book in it.</p> 	<p>Write and/or perform a play!</p> 	<p>Your CHOICE! Write what you did:</p>	<p>Pick a math activity on attached sheet to play!</p>	<p>Make a fish aquarium out of a cereal box.</p> 
<p>Set a timer, see who finishes cleaning their room first!</p> 	<p>Try a new coding game at: code.org</p>	<p>Play outside!</p> 	<p>Explore a topic of interest using worldbookonline.com </p>	<p>Do something fun on Mrs. Waltman or Mrs. Seeger's blog. (see link on attached sheet)</p>

Name: _____ Grade: _____

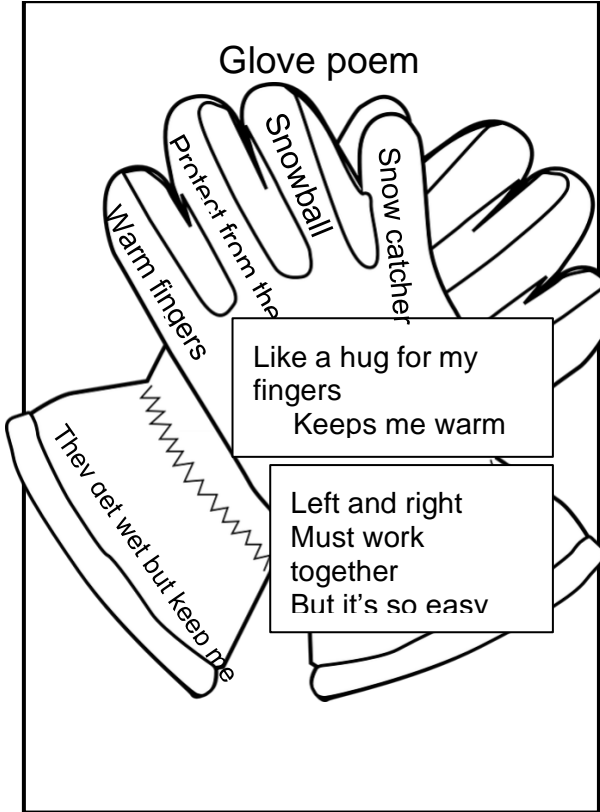


I can write a creative text using descriptive details

Drawing poem: Draw an object you can see inside your house or outside the window. Fill the drawing with sentences or phrases to describe it. Think about how it looks, feels, tastes, and how you use it.

Example:

Your drawing and poem here:

<p style="text-align: center;">Glove poem</p>  <p>Warm fingers Protect from the Snowball Snow catcher Like a hug for my fingers Keeps me warm Left and right Must work together But it's so easv They get wet but keep me</p>	
---	--

Challenge: Draw and write more on the back side.

Name: _____ Grade: _____



I can write an informational piece on a topic and support my point of view with reasons and information.

Four-Square Writing 1: Choose whether you will write about your favorite activity, book or place. Then, complete the squares with your reasons and supporting details.

2 (Reason and supporting details)	3 (Reason and supporting details)
<p>My favorite <u>activity/ book/ place</u> is _____.</p> <p>(circle one) (finish the sentence with your</p>	
4 (Reason and supporting details)	5 (Wrap-up sentence)

Challenge: Turn the paper over and change your four-square into a paragraph. Remember to use connecting words and a good hook.

Pick a Math Activity!

- Pick two playing cards and use cereal pieces or macaroni to make a model of a multiplication or division fact.
- Play *Fact War* by splitting the cards into two piles. Each player flips two cards over, and the player with the greater product/quotient keeps both cards.
- Pick two cards and draw a picture to show a multiplication or division fact.
- Write a word problem to go with a fact. For 3×6 , you might write "There were 3 bags of apples and 6 apples in each bag. How many apples were there?" Then solve your word problem.
- Spread out all the cards on the table. Say a product/quotient and have your child use the cards to make the fact that goes with it. For example, you say "12" and your child might choose 3×4 or they may choose 24 divided by 2.
- Play *What's Missing*. Read a fact to your child with one number missing. Have your child tell you what number is missing. For example, $8 \times ? = 56$. What number is missing?

For something different, you could use dice instead of playing cards!

Other Resources to use at home:

BLOG site of the MEDIA SPECIALISTS, Mrs. Seeger and Mrs. Waltman.
There are lots of great things to do within these links!!

<https://mrswaltmanmedia.blogspot.com/>

<http://seegermedia.blogspot.com/>