


















4th Grade Choice Board

Students: Enjoy your day while not at school. Your mission is to complete at least **5 things** on this board.

This sheet is due to your teacher one week from today or you will be counted absent. Have fun!!

<p>Draw a picture using the complementary colors blue and orange.</p> 	<p>Listen to your favorite song and dance!</p> 	<p>Write a sentence or draw a picture telling me how you're feeling today and why.</p>	<p>Do an activity that gets your heart rate up.</p> 	<p>Do a chore around the house.</p> 
<p>Organize your clothes by color!</p> 	<p>Solve, then create your own problems that follow the pattern.</p> $5 \times 2 \times 4 =$ $4 \times 2 \times 5 =$ $2 \times 2 \times 5 \times 2 = \quad 8 \times 5 =$	<p>Write a kind note to someone.</p> 	<p>Put these decimals in order on a number line.</p> <p>0.2 0.45 0.1 0.12</p> 	<p>Help make a meal.</p> 
<p>Show 63¢ using the least amount of coins.</p>	<p>Color!</p> 	<p>Draw a picture of your choice.</p> 	<p>Your CHOICE! Write what you did:</p>	<p>Play outside.</p> 
<p>Run, then skip, then hop on one foot up/down your driveway. How many times did you go?</p>	<p>Watch a movie. What was a problem the main character has to overcome?</p>	<p>Read a book inside a blanket fort.</p> 	<p>Use a deck of cards to practice multiplication. (0-9)</p> 	<p>Play a board game.</p> 
<p>Your CHOICE! Write what you did:</p>	<p>Describe today's weather in 4 sentences.</p> 	<p>What are 3 numbers between 1.5 and 2.7?</p>	<p>Make something fun out of a cardboard box.</p> 	<p>Read a book. Write a 10 word summary.</p> 

Pick a Math Activity!

- Pick two playing cards and use cereal pieces or macaroni to make a model of a multiplication or division fact.
- Play *Fact War* by splitting the cards into two piles. Each player flips two cards over, and the player with the greater product/quotient keeps both cards.
- Pick two cards and draw a picture to show a multiplication or division fact.
- Write a word problem to go with a fact. For 3×6 , you might write "There were 3 bags of apples and 6 apples in each bag. How many apples were there?" Then solve your word problem.
- Spread out all the cards on the table. Say a product/quotient and have your child use the cards to make the fact that goes with it. For example, you say "12" and your child might choose 3×4 or they may choose 24 divided by 2.
- Play *What's Missing*. Read a fact to your child with one number missing. Have your child tell you what number is missing. For example, $8 \times ? = 56$. What number is missing?

For something different, you could use dice instead of playing cards!

Other Resources to use at home:

BLOG site of the MEDIA SPECIALISTS, Mrs. Seeger and Mrs. Waltman.
There are lots of great things to do within these links!!

<https://mrswaltmanmedia.blogspot.com/>

<http://seegermedia.blogspot.com/>