

















Kindergarten Choice Board

Students: Enjoy your day while not at school. Your mission is to complete at least **5 things** on this board.

This sheet is due to your teacher one week from today or you will be counted absent. Have fun!!

<p>Put a puzzle together.</p> 	<p>Your CHOICE! Write what you did:</p>	<p>Send a card to a friend or relative.</p> 	<p>Play with a friend or sibling.</p> 	<p>Have a cup of hot chocolate or soup.</p> 
<p>Make your own bubbles with dish soap.</p> 	<p>Listen to music and keep a steady beat. How many different ways can you find to keep a beat?</p>	<p>Help bake some cookies.</p> 	<p>Pick a favorite book and create the characters out of any materials. Retell the story.</p>	<p>Make your bed and brush your teeth.</p> 
<p>Do some exercises.</p> 	<p>Make a zoo with your stuffed animals.</p> 	<p>Color!</p> 	<p>Clean out your back pack.</p> 	<p>Your CHOICE! Write what you did:</p>
<p>Count as high as you can!</p> 	<p>Write your letters in uppercase and lowercase.</p> 	<p>Do something fun on Mrs. Waltman or Mrs. Seeger's blog. (see link on back)</p>	<p>Identify items in your house that have the same shape.</p> 	<p>Find items in your house that start with the letter A, B, and C.</p>
<p>Write down 2 items in your house that are light and 2 heavy.</p>	<p>Complete attached reading worksheet or play reading game.</p>	<p>Read these decodable words: hop, mat, hip, hug, yet</p>	<p>Play one of the math activities on back.</p> 	<p>Read a book.</p> 

Kindergarten Choice Boards

- Split a deck of cards evenly and play a game of *Memory*.
- Pick two cards and use cereal pieces or macaroni to compare which one is greater, fewer, or equal.
- Play *Number War* by splitting the cards into two piles. Each player flips a card over, and the player with the greater number keeps both cards.
- Pick a card and draw a picture to show this number quantity.
- Count different collection items.

For something different, you could use dice instead of playing cards!

Other Resources to use at home:

BLOG site of the MEDIA SPECIALISTS, Mrs. Seeger and Mrs. Waltman.

There are lots of great things to do within these links!!

<https://mrswaltmanmedia.blogspot.com/>

<http://seegermedia.blogspot.com/>



I can **recognize** and **read** grade-appropriate irregularly spelled words, including **high-frequency words** (heart words).

Color by code:

red: did
yellow: ate

blue: they
brown: our

did	they	ate
our	ate	did
our	they	did
ate	they	ate
did	our	did

Materials

Needed:

- penny and nickel (or any two game pieces)
- dice

Directions:

First person rolls the dice, then moves their game piece along the game board. Player must read the word they land on to stay, otherwise must move back to where they started. Next player does the same. Keep playing until someone gets to the finish. Then play again at least 3 times to practice these heart words.

